

# Majestic Theater

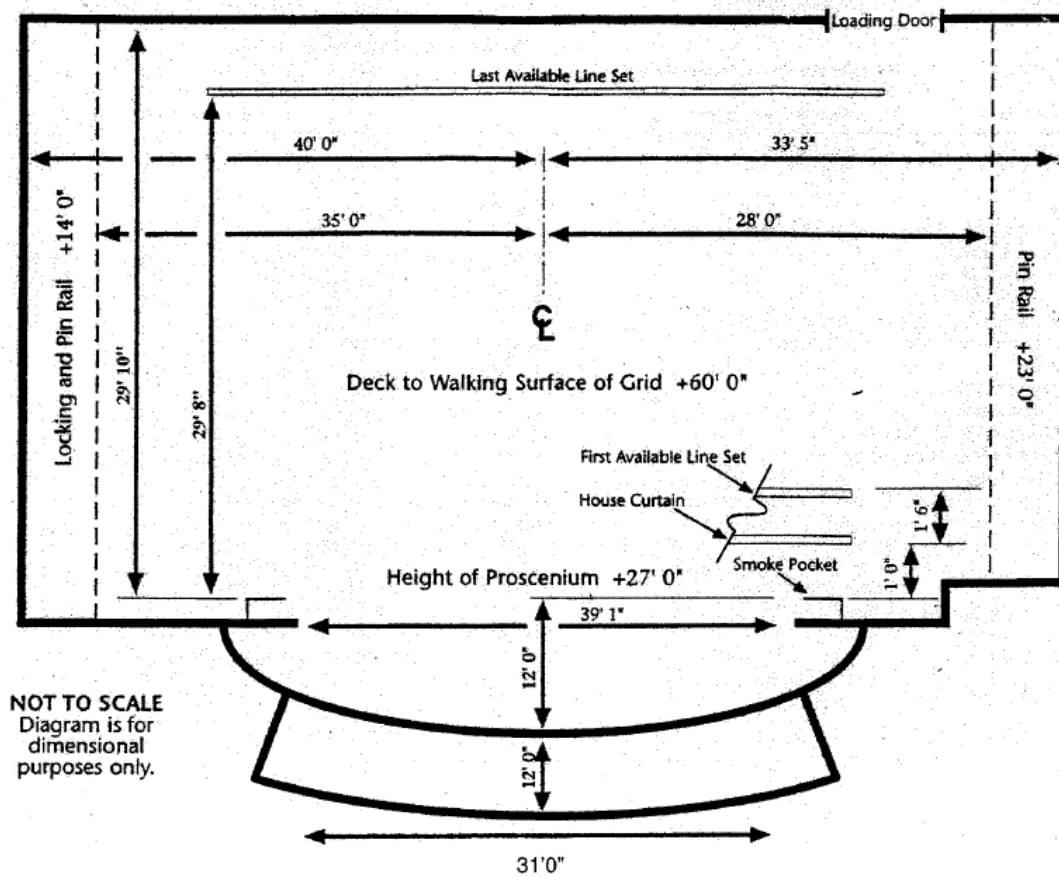
## Technical Specifications



*Majestic Theater*

*1925 Elm Street*

*Dallas, Texas 75201*



### Fly System

House Curtain Operates as a Guillotine  
Located SR on deck

Rigging System Counter weight –35 Line Sets  
Weight 40,000 lbs. avail.  
Ribbon steel for hang points

35 line sets/ five lifts per set  
1000 lbs. limit per Arbor

Battens are typ. 48ft long  
59 ft of travel from deck  
24 spot lines/ cable picks

White Cyc lives on  
line set 29  
Crossover under stage or  
behind line set 30

### Permanent Installations

Over Stage 5 Electric Raceways  
@ 4'3", 11'6", 17', 21'8",  
22'6"

All from Smoke Pocket

On Deck One trap in floor 4'6"x5'6"  
Located in USL wing  
Three Pilasters 16" Deep  
along US back wall

Orchestra Pit Lives at 8" below House  
floor & 44" below deck  
\*\*\*Cannot be lowered\*\*\*  
2 rows (36 seats) in pit  
Pit seats are removable





**Load In**

Loading Door 9'6" High 8'9" Wide  
Truck Parking 117' curb side

Load In Street level, curb dock plate available

**Wardrobe**

Location Basement via trap door USL

Facilities 1-washer, 1-dryer,  
1-steamer. 2-Z-racks

Storage No large scale storage available

**Dressing Rooms**

Star/ Quick Change Rooms Two located SL on stage level. Bath and shower included.

Small Rooms Twelve located SL on second and third floors. Bath and shower included but are shared between two rooms (Jack & Jill)

Chorus Rooms Two located SL in basement. Bath and shower included.

Rehearsal Space One 24'x44' room

**Audio**

Console Yamaha QL-5  
2 CD Players  
8 Channels Shure ULXD  
32x16 Stage Box to FOH  
\*\*No Monitor Split\*\*

Speakers JBL Vertec w/BSS Sound  
Web London DSP v.4  
9 per side 4887a 8" 3-way  
2 per side ASB6128 2x18"  
Front Fills: 2-JBL AM7315  
Apron: 4-JBL AC25  
Delays: Clair Bros. UB2003  
Lab Gruppen C-series Amps

Monitor Speakers 4-JBL SRX 722  
6-QSC KW122  
2-Meyer UPJunior

Communications 12 Clear Com sets  
4 Telex Wireless Sets

Road Console Center behind row AA  
150' Cable path to stage

Drive Line Inputs Left, Right, Sub L, Sub R  
Fnt Fill L, Fnt Fill R, Apron,  
Under Balcony Delays.

**Electrics**

Road Power Two 3 phase 400amp DSR  
Tie in with Cam Locks

Instruments 28 Elation Arena Par Zoom  
7 Source Four 5° 750w  
16 Source Four 10° 750w  
12 Source Four 14° Lustr +  
26 Source Four 19° 750w  
18 Source Four 26° 750w  
8 Source Four 36° 750w  
48 Source Four PARs 575w  
18 Selecon PL Cyc Cells  
16 Altman 6" Fresnel 750w

Follow Spots 2-1600watt Super Troopers  
120 ft throw from Booth

Hazer Look Solutions Unique 2.1  
Water based

Lighting Console ETC ION  
1 wing & 2 touchscreens

**Risers/ Staging**

4- Wenger 4' X 8' with six adjustable legs  
16", 20", 24", 28", 32", and 36" heights.  
Black skirts. No wheels.





**Majestic Theatre**  
CITY OF DALLAS

## Stage Dimensions

Proscenium Opening: 39'1" wide plaster to plaster and 27' tall deck to plaster at center  
(Decorative valance reduces proscenium to 24' tall)

Stage Depth: 29'10" smoke pocket to upstage pilasters

Stage Depth: 12'09" smoke pocket to down stage edge of apron at center line

Stage Depth: 08'06" smoke pocket to down stage edge of apron at far SL/SR

Stage Depth: 06" depth of smoke pocket

Stage Width: 39'06" center line to SR arbor pit

Stage Width: 35'00" center line to SR locking rail/pin rail (overhead 15')

Stage Width: 33'05" center line to SL wall

Stage Width: 28'00" center line to SL pin rail (overhead 24'06")

Grid Height: 60' deck to walking surface of grid

SR Height: 15' deck to duct work under SR locking rail

SL Height: 24'6" deck to duct work under SL pin rail

Stage Height: 37.5" auditorium floor to stage

Stage Height: 44" orchestra pit floor to stage

## Orchestra Pit Dimensions

Pit Depth: 12' DS edge of apron to pit rail at center line

Pit Floor: 44" below stage and 8" lower than auditorium floor

Pit Rail: 43' long x 39" high

Orchestra pit cannot be lowered.

Orchestra pit holds two rows of 18 seats each that can be removed in pairs.

## FOH sound/lights Position

Distance from DS apron edge: 79'

Distance from main curtain: 91'

Size: 23'6" x 6'

Under balcony



**Office of Cultural Affairs**  
CITY OF DALLAS

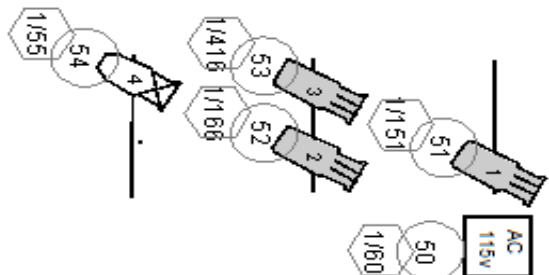


| Line Set | Description  | DISTANCE FROM SMOKE POCKET | DISTANCE FROM HOUSE CURTAIN |
|----------|--|----------------------------|-----------------------------|
| 1        | #1 Black Border (10'H x 52'W)                                | 1' 6"                      | 9"                          |
| 2        | Hard Legs (25'H x 4'W) soft trailer (25'H x 13'W) on track   | 2' 4"                      | 1' 6"                       |
| 3        |  | 3'                         | 2' 8"                       |
| 4        | 1st Electric Raceway (24 dimmers)                            | 4' 3"                      | 3' 6"                       |
| 5        |  | 5'                         | 4'                          |
| 6        |  | 5' 6"                      | 4' 7"                       |
| 7        |  | 6'                         | 5' 2"                       |
| 8        | #2 Black Border (10'H x 52'W)                                | 6' 9"                      | 5' 8"                       |
| 9        | #2 Black Legs (28'H x 13'W)                                  | 7' 6"                      | 6' 5"                       |
| 10       |  | 8' 3"                      | 7' 6"                       |
| 11       | 2nd Electric Raceway (24 dimmers)                            | 9' 3"                      | 8' 4"                       |
| 12       |  | 10' 4"                     | 9' 8"                       |
| 13       |  | 11' 1"                     | 10' 5"                      |
| 14       |  | 12'                        | 11'                         |
| 15       | ½ Stage Blk Out guillotine only /#3 Black Border (28'Hx52'W) | 13'                        | 11' 8"                      |
| 16       | #3 Black Legs (28'H x 13'W)                                  | 13' 10"                    | 12' 5"                      |
| 17       |  | 14' 8"                     | 13' 7"                      |
| 18       | 3rd Electric Raceway (24 dimmers)                            | 16'                        | 15' 5"                      |
| 19       |  | 17'                        | 16' 4"                      |
| 20       |  | 18' 3"                     | 17' 4"                      |
| 21       | ¾ Stage Blk Out guillotine only /#4 Blk Border (28'H x 52'W) | 18' 10"                    | 17' 10"                     |
| 22       | #4 Legs (28'H x 13'W)  | 20'                        | 19' 4"                      |
| 23       | 4th Electric Raceway (24 dimmers)                            | 21' 8"                     | 20' 6"                      |
| 24       | 5th Electric Raceway (24 dimmers) LED Cyc lights             | 22' 6"                     | 21' 7"                      |
| 25       |  | 22' 9"                     | 22' 7"                      |
| 26       |  | 24' 9"                     | 23' 8"                      |
| 27       |  | 25' 3"                     | 24' 3"                      |
| 28       |  | 25' 7"                     | 24' 8"                      |
| 29       |  | 26' 6"                     | 25' 5"                      |
| 30       | Filled Cyc (White) (28'H x 48'W)                             | 26' 11"                    | 25' 11"                     |
| 31       | Upstage Blackout (Mid-split drape 28'H x 52'W)               | 27' 6"                     | 26' 6"                      |
| 32       |  | 28'                        | 27' 1"                      |
| 33       |  | 28' 6"                     | 27' 9"                      |
| 34       |  | 29' 3"                     | 28' 4"                      |
| 35       | Back Wall Blackout (Mid-split drape 28'H x 52'W)             | 29' 8"                     | 28' 10"                     |

House Curtain acts a guillotine from SR (Deck)  
 White or Black scrims available upon request.  
 Rigging System - Counterweight 40,000lbs available  
 Line Sets 1-21 Single Purchase  
 Line Sets 22-35 Double Purchase  
 Arbors have a 1,000 lb capacity  
 Five lifts per set  
 Battens are 48' long with 56' of travel from deck  
 24 Spot Lines/ Cable Picks available (12 SL and 12 SR)



**SR Box Boom**

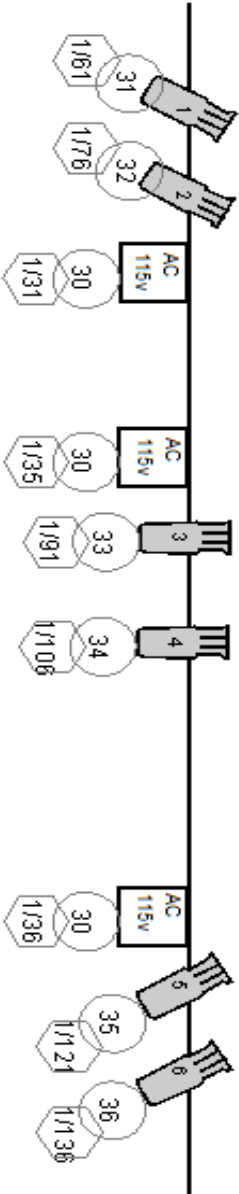


**FOH Rep Plot**

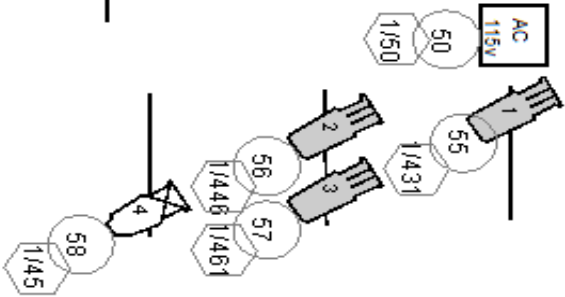
Majestic Theater  
Dallas, Texas  
05/10/18

| Key |                                |
|-----|--------------------------------|
|     | 19° Source Four                |
|     | 10° Source Four                |
|     | 5° Source Four                 |
|     | 14° Source Four Series 2 Lustr |
|     | Frost Color                    |
|     | Channel Dimmer                 |

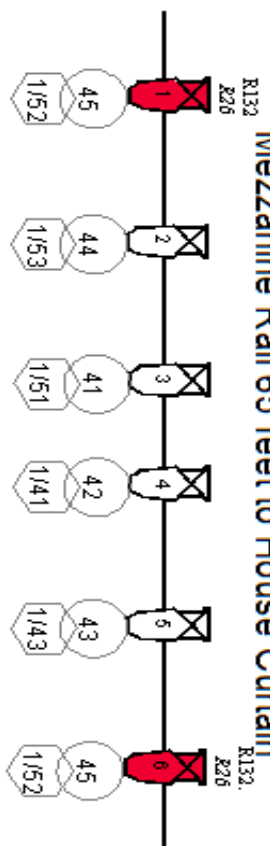
**Balcony Rail 50 feet from House Curtain**



**SL Box Boom**

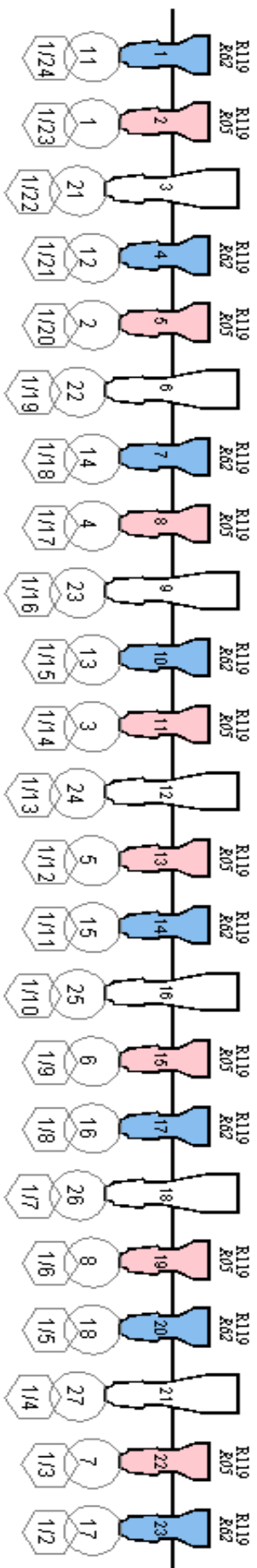


**Mezzanine Rail 65 feet to House Curtain**



DMX in/out gateways at FOH, SR & SL.

**Cove Position 83 feet to House Curtain**



**House Lights**  
32, 46, 49, 327-363, &  
383-385

**LX 5 - 22' 06" from House Curtain**

Cyc LED Power: Dimmer 3/180

**LX 4 - 21' 08" from House Curtain**

Trim Height: 24'

**LX 3 - 12' 05" from House Curtain**

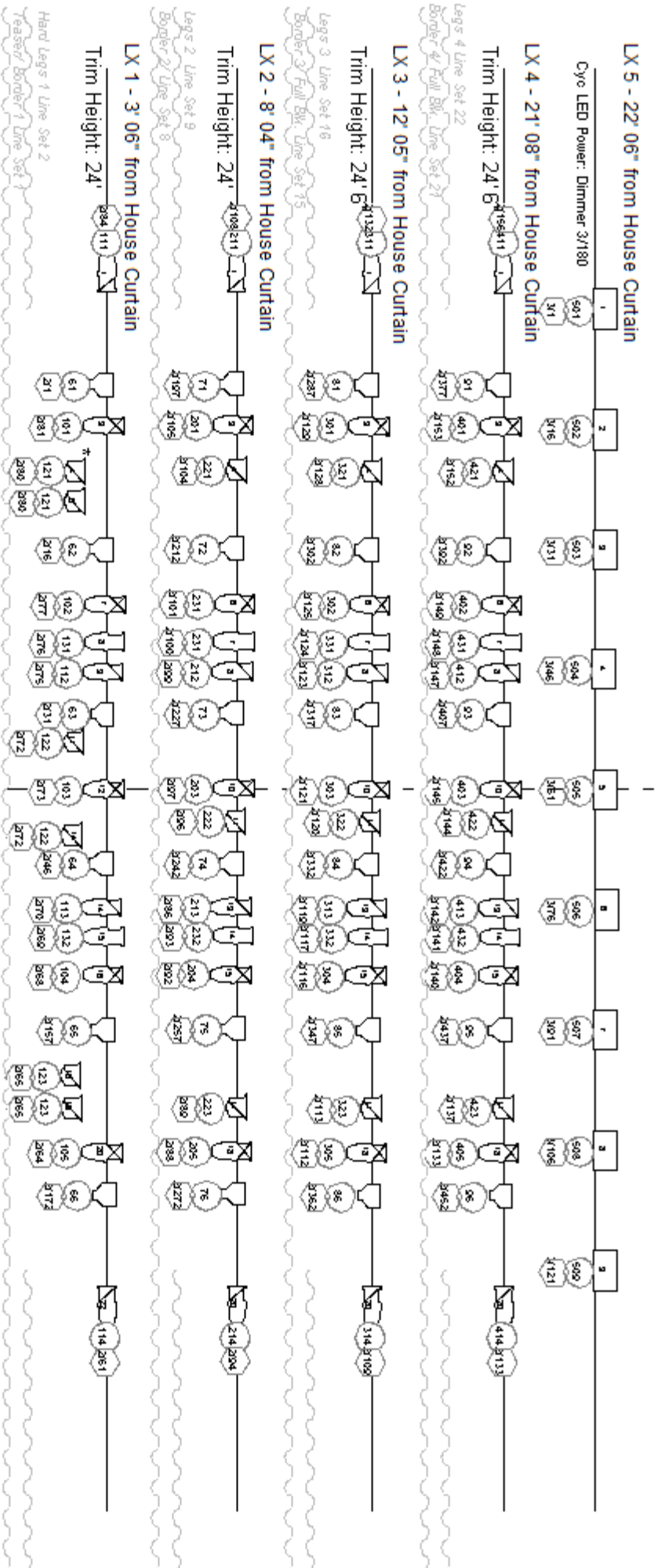
Trim Height: 24'

**LX 2 - 8' 04" from House Curtain**

Trim Height: 24'

**LX 1 - 3' 06" from House Curtain**

Trim Height: 24'



**Stage Rep Plot**

Majestic Theater  
Dallas, Texas  
05/10/18

Hazer Chan: 600  
Haze Amt.: 2/511  
Int. Fan: 2/512  
Ext. Fan: 2/194

\* Fresnels on 1st LX on side arms and are used as blinders.

|  |                 |  |                              |
|--|-----------------|--|------------------------------|
|  | 36° Source Four |  | PL Cyc                       |
|  | 26° Source Four |  | Arena Par Zoom LED 10° - 60° |
|  | 19° Source Four |  |                              |
|  | 6" Fresnel      |  |                              |

**Key**

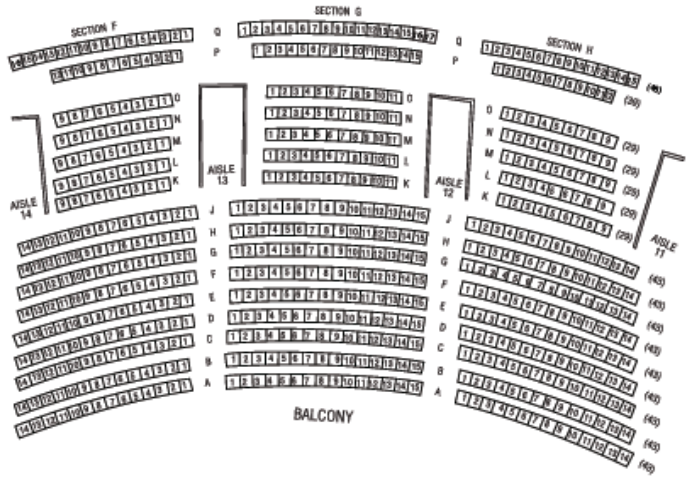
Channel  
Dimmer



Office of Cultural Affairs  
CITY OF DALLAS



Majestic Theatre  
CITY OF DALLAS



**SEATING CHART**

Dallas, Texas

**BALCONY**

Total Capacity: 619

Section F: 199, Section G: 222,  
Section H: 198  
Rows A-J: 387, Rows K-O: 145,  
Row P-Q: 87

**MEZZANINE**

Total Capacity: 291

Box Seats: 132  
Section A: 23, Section B: 46  
Section C: 22  
Section D: 48, Section E: 20

**MAIN FLOOR**

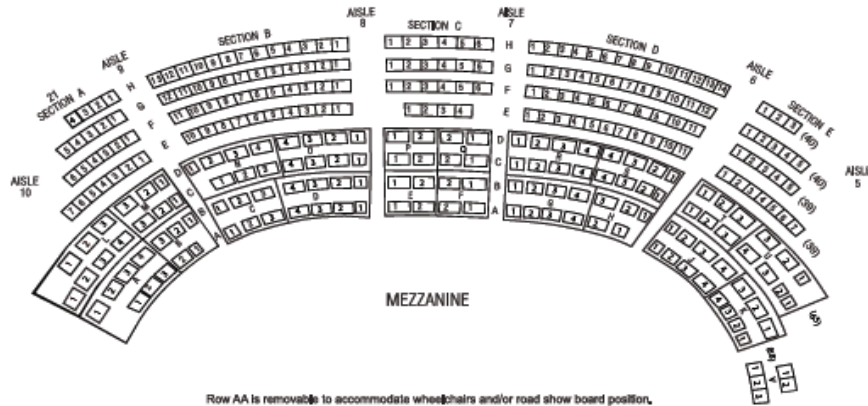
Total Capacity:  
Normal Configuration - 734  
With use of Loge Boxes/Pit Seats - 794\*

Right Section: 237,  
Center Section: 265, Left Section: 232  
Loge Boxes: 24\*  
Pit Seats: 36\*

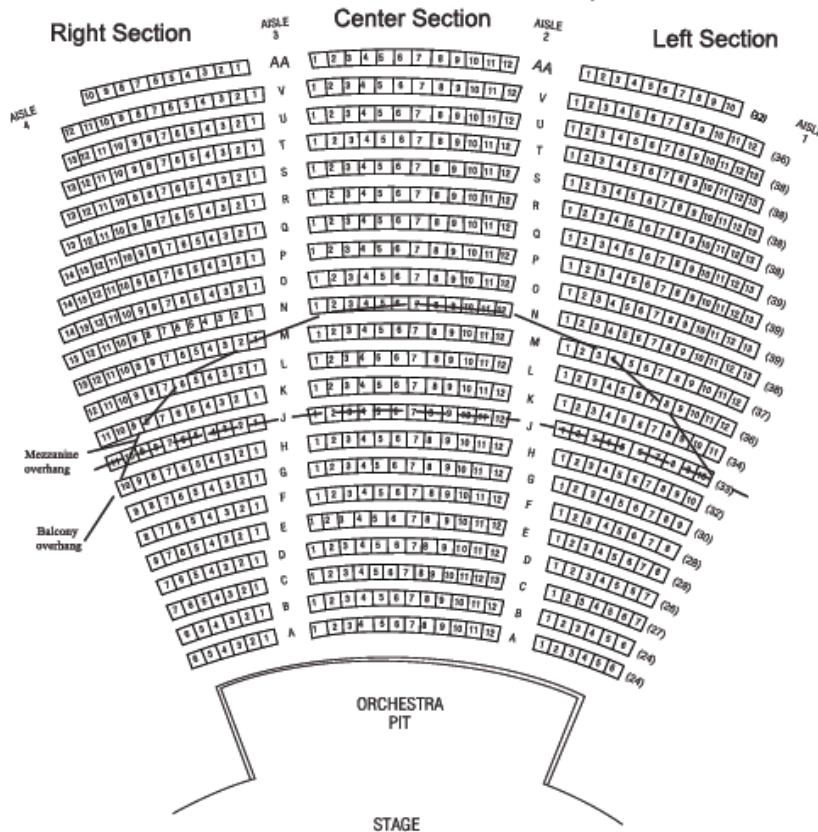
\*Note: Main floor, row AA is reserved for use by  
handicapped patrons (Seats 1-5 in both the left and  
right sections) and for the road show board  
position (Seats 1-12 in the center section).

**Total Theatre Capacity**  
Normal Configuration - 1,644  
With Loge Boxes/ Pit Seats - 1,704

\* Loge boxes and Pit Seats are not shown on this  
diagram. For certain events, these seats may  
present sightline and/or other limitations.  
Contact your General Manager for details.



Row AA is removable to accommodate wheelchair and/or road show board position.



**THE MAJESTIC THEATRE**

1925 Elm Street Dallas, Texas 75201-4516 (214) 880-0137 Fax (214) 880-0097



## MAJESTIC DRESSING ROOMS

The Majestic has 2 large chorus dressing rooms, 2 onstage dressing rooms and 12 small dressing rooms.

### ONSTAGE DRESSING ROOMS



Each of the two onstage dressing rooms contains:

- Private shower
- Private toilet
- Full length mirror
- Sink
- Costume rack
- Pad lockable drawers
- Monitoring of PA
- Individual AC control
- Measures 9'x 8'

### CHORUS ROOM 1



Chorus room one contains:

- Two showers
- Two toilets
- Full length mirror
- Two Sinks
- Costume racks
- Pad lockable drawers
- Monitoring of PA
- Individual AC control
- Small fridge
- Measures 9'x 34'



### CHORUS ROOM 2



Chorus room one contains:

- Three showers
- This room shares the men's room with the hallway. The hallway men's room can be locked creating a private restroom of 2 urinals 2 toilets and an additional sink
- Full length mirror
- Two Sinks
- Costume racks
- Pad lockable drawers
- Monitoring of PA
- Individual AC control
- Chorus Room 1 is typically the women's chorus room
- Measures 9' x 34'

### TWELVE SMALL DRESSING ROOMS



Each of the twelve small rooms contains

- These dressing rooms are jack and jill style. Every two rooms shares 1 shower and 1 toilet
- Full length mirror
- Costume rack
- Pad lockable drawers
- Monitoring of PA
- Individual AC control
- Measures 11' x 7'





**Majestic Theatre**  
CITY OF DALLAS

### Majestic Description of Spaces

Terrace Room



- Dimensions are 80'x 23'
- Small Ballroom accessed through the Mezzanine Lobby
- Commonly used for VIP receptions or meet & greets
- Tables and Chairs can be rented from Ed Campbell Catering (Richard 214-901-6754)

Experimental Theatre



- Dimensions 37'x 23'
- Ballet barres cover two walls
- Mirrors cover one wall
- There is a booth with three 60a single phase drops
- There is no house sound, lighting or soft good systems for this space
- There is a dead hung pipe grid over the center area of the room



**Office of Cultural Affairs**  
CITY OF DALLAS



**Majestic Theatre**  
CITY OF DALLAS

Musician's Lounge



- Dimensions 31' x 10'
- Located directly under the stage it serves as a sound lock for the orchestra pit.
- Commonly used as a musicians lounge for an orchestra or as a serving room for catering.

Backstage Kitchen



- Dimensions 18' x 11'
- Commonly used as a prep room for catering or green room
- Large capacity ice machine
- Refrigerator with freezer section



**Office of Cultural Affairs**  
CITY OF DALLAS



**Majestic Theatre**  
CITY OF DALLAS

### Production Parking

The Majestic's Loading Zone is located at the rear door at 1920 Pacific Ave Dallas TX 75201



The stage door security guard can provide a permit for parking between the two signs that are highlighted in blue. Loading zone is 117 feet long. If you require additional parking the meters can be hooded at an additional cost payable to City of Dallas Parking Services 214-754-4784.

The Majestic provides a dock plate from the street to the curb and two ramps to get from the sidewalk down to the stage. The second two ramps are at the loading door (left door from the picture). The loading door measures 9'6" tall and 9'9" wide.



**Office of Cultural Affairs**  
CITY OF DALLAS



**Majestic Theatre**  
CITY OF DALLAS

**General Manager**

Mike Schwedler

[michael.schwedler@dallascityhall.com](mailto:michael.schwedler@dallascityhall.com)

214.670.1869

**Business Manager**

Hayley Dyer

[hayley.dyer@dallascityhall.com](mailto:hayley.dyer@dallascityhall.com)

214.671.2805

**Senior Technical Director**

Travis Porter

[michael.porter@dallascityhall.com](mailto:michael.porter@dallascityhall.com)

214.670.3270

**Technical Director**

Jeffrey Pierce

[jeffrey.pierce@dallascityhall.com](mailto:jeffrey.pierce@dallascityhall.com)

214.671.8574

**Venue Manager**

Jack Thomas

[jack.thomas@dallascityhall.com](mailto:jack.thomas@dallascityhall.com)

214.670.1788

**Assistant Venue Manager**

Dorin Schadel

[dorin.schadel@dallascityhall.com](mailto:dorin.schadel@dallascityhall.com)

214-671-8573

**Catering/ Bar Service**

Richard Reinhardt

[eccmajestic@hotmail.com](mailto:eccmajestic@hotmail.com)

214.901.6754



**Office of Cultural Affairs**  
CITY OF DALLAS